

DSS

COVERS VOLUME 9

Ten featured images from the covers of the newsletter of
The Detroit Stereographic Society.


Inside This Booklet: 2008-9

- p 2 - Sep 2008 - Jerry Oldaker**
- p 3 - Oct 2008 - Nicholas Muskovac**
- p 4 - Nov 2008 - Michael Beech**
- p 5 - Dec 2008 - Sam Paechter**
- p 6 - Jan 2009 - Dennis Green**
- p 7 - Feb 2009 - Shab Levy**
- p 8 - Mar 2009 - Faramarz Ghahremanifar**
- p 9 - Apr 2009 - Shahrokh Dabiri**
- p 10 - May 2009 - Hal Rodner**
- p 11 - Jun 2009 - Dennis Green**

Images originally published in The Stereo Window
newsletter of the Detroit Stereographic Society

A Publication of the Detroit Stereographic Society
www.Detroit3D.org

“Nautilus Dream”
by Jerry Oldaker
Competition topic: “Open”



This month's stereo image “Nautilus Dream” was created especially for our newsletter cover by Jerry Oldaker, whose collection was voted “Best Exhibition” by his fellow exhibitors at this summer's NSA convention in Grand Rapids. Jerry made these comments about this unique image:

“Most of the time, I never have a idea of what I am going to end up with. I just keep playing with it 16 - 18 hours a day until I find something that works for me then. A small graphic like this is fast, if I wanted to redo this and make it big to sell as a painting, it would take me many months to finish, but then it would have a lot more detail then this does. I still have lots of hours in on this small image, because I've been giving all my attention to this project. I really started this image idea in the hotel in Grand Rapids, along with a few others, but I didn't know when I would finish it, or what it would look like until the last few days. It changes all the time while I work on it. The only thing that stayed about the same was the size.”

“Golf Shot”
by Nicholas Muskovac, APSA, EPSA
Competition topic “Round”



To go with our October theme of “Round”, this month's cover has an image accepted in this year's Oakland International Exhibition in the Digital section by Nick Muskovac. Nick gives us some details about the image:

“The image is made up of three different images: Golf Ball, Golf Club, and the Sky shot in stereo. The stereo image was assembled in Photoshop into three layers for the right image and three layers for the left image. The Golf Ball position was adjusted so that it would appear in front of the window. The Golf club and sky adjusted so that they would be behind the window. I made the blue frames in Photoshop.”

This image was also accepted in the Stereo Division of the 2007 PSA International Exhibition, Digital Section, and as a stereo card in the 2007 Delaware Stereo Exhibition. Nick has some images in his online gallery at www.phographybynick.com.

“Curious Caribou”
by Michael Beech
Competition topic: “Animals”



“In this image, the frame was installed to become a picture element, a virtual window within the stereo window. The actual window is hidden by the black mat. Using depth manipulation (skewing), the virtual frame was tilted back at the top to allow the antlers clearance while keeping the hooves behind the window. The antlers were extracted from the original image and pasted in front of the frame element. Everything was done in layers in Photoshop CS3.

“This is the image that appears on the cover of my book 3D Stereo Magic which explains the technique. Curious Caribou was accepted at the 3rd Pikes Peak International Digital Stereo Photography Exhibition and at the 2008 Oakland International Stereo Exhibition. I have written several long articles on the subject of image and frame manipulation for Stereo World Magazine and four of my stereo pairs have appeared in the ISU magazine, Stereoscopy. Numerous examples of manipulated frames and images can be found at my websites: digital3dstereo.com and ebookselfpublishing.com.”

“Elsie Pouring”
by Sam Paechter
Competition topic: “Summer”




This month’s front cover photo is from Sam Paechter, one of the featured artists in Ray Zone’s NSA presentation on exhibiting stereo artwork. Sam had an anaglyph showing of images of hardware and display items (like a hand coming through a hole in a pegboard wall) in a hardware store in Leeds, England that had many people unable to tell if the items were real or photographs. You can see images from this exhibit (called “The Ironmongers of Illusion”) on his website:

www.boffinprojects.co.uk/3d/ironmongers.htm

Sam says this about his image:
“I took this photo of my 7 year old daughter on the beach at Bawdsey, on the Suffolk coast of England, in October 2005 using twinned Sony cameras and a Lanc Shepherd Pro”

“DSS Inn”
by Dennis Green
Competition topic: “Open”



This month's front cover image is from your faithful newsletter editor (easy to get permission to publish from him). “DSS Inn” received an Honorable Mention in the 2007-2008 Slide of the Year Competition and won the “Best Creative/Contemporary” award in this year's Detroit Salon. We like to feature these creative images in the newsletter when we have “Open” competitions coming up, as they tend to fit that topic better than some other assignments.

This image was created using candid snapshots of the 5 club members at different meetings, which were compiled into a single image using Photoshop. Each “chip” (left and right) had 17 layers before being flattened into the final image. Note that all of the “movie” credits are names of club members as well. It's something fun that gives most club members a chuckle when it is shown at meetings.

“Monkey Mask”
by Shab Levy
Competition topic: “Wood”



The Monkey Mask is one of several hand carved masks that I have collected in the last 20 years or so. While my mask collection is very small - only about a dozen, I like to collect unique and interesting specimens. The pictured mask is hand carved of soft wood by an unidentified Malaysian artist.

Before retiring, I used to frequently visit Asian countries for business, mostly India, which I got to know pretty well. On one of my returning trips from the Orient, I saw this mask in a local airport, and although feeling sorry for not being able to buy the mask directly from the artist who created it, I bought it where all other tourists buy last minute souvenirs...

The mask is about 10" tall and has an articulated lower jaw which is fun to move and simulate...monkey talk.

Through the years I have photographed all of my masks and have different format presentations of each such as anaglyphs, side-by-side pairs, phantograms and digital slides.

This photograph was taken many years ago, in the pre-digital age with an RBT camera. These days I use only digital cameras, of which I have several stereo rigs.

“My Girl”
by Faramarz Ghahremanifar
Competition topic: “Still Life”




I am the ISU Representative in Iran, and I live in Tehran. I’ve been a member of ISU since 1996. Since 1995 I’ve been professional Stereo Photographer and producer of 3D movies (nature and industrial), and also have worked for years as a designer, creating fabric patterns for major producers in Iran (I have a degree in Graphics & Painting). I was awarded my first SSA medal in 2000. I produce and sell a variety of 3D products including anaglyph Multimedia CDs and books, Lenticulars, 3D glasses, Stereo viewers and my first Phantogram animation / Film in 2009.

A new project of great importance to me in 2009 is creating 3D animations (Phantograms). Also in 2008 I started teaching stereo photography in a conservatory (photography), instructing the first academic students in this subject in Iran.

Part of my business is stereo photography and processing for Lenticular images (3D - Motion - Morph & Flip). Recently I have combined Anaglyph still images or Anaglyph & Pulfrich movies with lenticular technology, and as a result, I have succeeded in viewing these images or movies without the need for 3D glasses. Now, by setting a lenticular sheet on Anaglyph images or on an LCD monitor, anyone can see these in 3D easily without 3D glasses. I call my method Lenticular Mach Screen (LMS).

“Stereo Window”
by Shahrokh Dabiri
Competition topic: “Through the Window”



This month’s stereo image is from the only other stereo photographer that we know of who lives in Iran (see last month’s cover). Shahrokh Dabiri writes:


In Iran, you can’t find anything regarding stereoscopy; no stereo cameras; no 3D equipment; nothing. I felt very alone at the beginning. Two years ago, I was in a camera shop and I met a man with a Nimslo around his neck!! This was my first glimpse of a stereo camera. The man was the ISU Representative for Iran. What a coincidence for both of us. It was the first time that I realized that there was another 3D man in Iran & that there are many 3D people around the world. I got an ISU membership. Currently I am the second member of the ISU in Iran. There are no others in my country yet.

**“Say ‘Ah’”
by Hal Rodner
Competition Topic: “Open”**



We had a lot of interest in the “Through the Window” effect last month, so this month’s stereo image is one of that type from member Hal Rodner and was one of the images featured in the second ISU-Club Online Digital Exhibition (CODE) which was shown at our January meeting. Hal relates that it was taken in front of the dinosaur museum in Drumheller, Alberta, located 68 miles northeast of Calgary with a Realist camera. This image won an Honorable Mention award in the 2007-08 DSS Slide of the Year competition, the year in which Hal also won the Billy Turner “Best Premiere” award for highest point total by a new member.

**“Keystone Card”
by Dennis Green
DSS 2007-2008 Slide of the Year**



This month’s stereo image “Keystone Card” was our “Slide of the Year” image for last year. The photographer, Dennis Green, was also last year’s 1st place winner in the club competitions, taking home the Helin Award for the year’s high point total. Here are the maker’s details about the creation of this image.

“First, a stereo pair was made of one of the World War I cards held (with a clamp) in front of the boxes for the Keystone set of WWI cards. This was done using a digital camera on a slide bar with a small stereo base. Then, to help communicate what is most exciting about these cards - the fact that they can be viewed in stereo - the left image was modified by replacing the right view from the stereo card in the image with the left view from that card (using Photoshop) so that viewing the pair showed the Keystone image also in 3D. This image was created for the club’s November 2007 “Vintage” competition.”